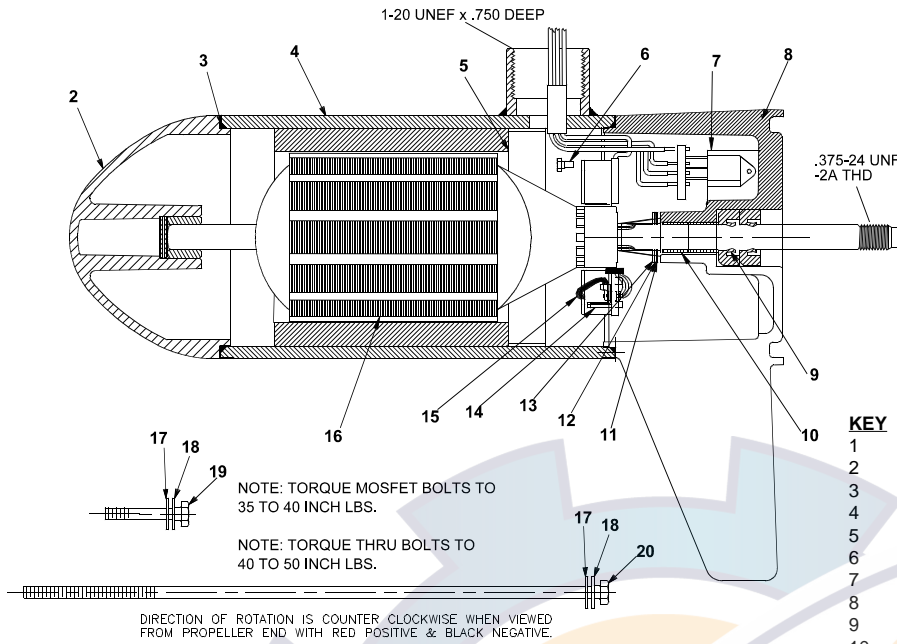
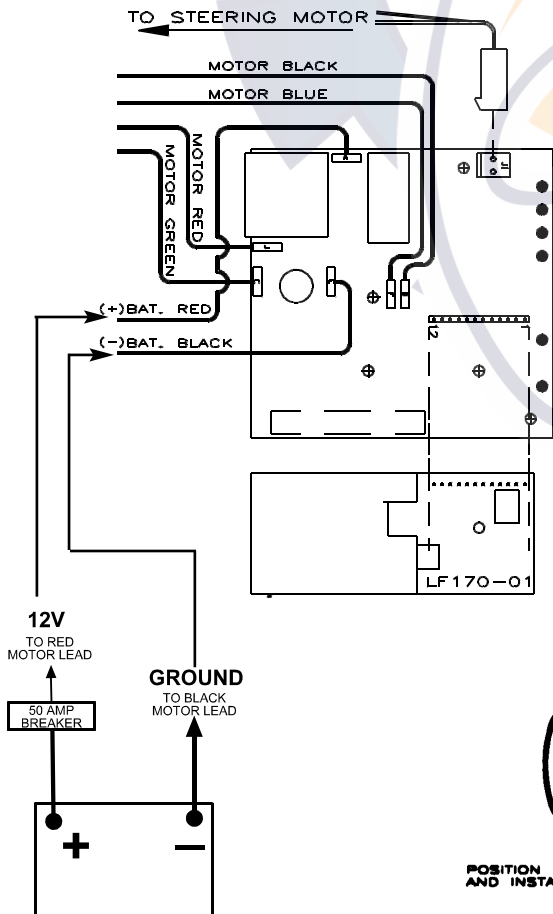


Models:
L43RF
AG43RF




| KEY | QTY | DESCRIPTION | PART NO. |
|-----|-----|-----------------------|-----------|
| 1 | X | MOTOR | KF397-04 |
| 2 | 1 | NOSE CAP | JF3212-02 |
| 3 | 2 | O RING SEAL | MR217-01 |
| 4 | 1 | HOUSING ASY | KF3210-01 |
| 5 | 1 | RETAINER | JF233-01 |
| 6 | 2 | BRUSH CARD SCREW | MR228-01 |
| 7 | 1 | DURA AMP MODULE | JF096-08 |
| 8 | 1 | COMM CAP | JF3205-04 |
| 9 | 2 | SHAFT SEAL | MR223-01 |
| 10 | 1 | BEARING | MR206-01 |
| 11 | 1 | NYLATRON WASHER | MR226-01 |
| 12 | 1 | WASHER | MR227-01 |
| 13 | 1 | E RING | MR219-01 |
| 14 | 2 | BRUSH SPRINGS | MR214-02 |
| 15 | 1 | BRUSH ASY LESS SPRING | JF3201-05 |
| 16 | 1 | ARMATURE | KF3207-01 |
| 17 | 4 | STATIC SEAL | MR222-01 |
| 18 | 4 | THRU BOLT WASHER | MR216-01 |
| 19 | 2 | DURA AMP SCREW | MR229-02 |
| 20 | 2 | THRU BOLT | MR218-01 |

WIRING



Lubricate wire exiting pinion with non washout grease and bend wires flat to clear indicator gear teeth.

Battery cable leads to be bent at 90 degrees. Leads must be at or below top of Control electronics board.



RACK INSTALLATION

POSITION MOTOR IN LINE WITH TOP HOUSING (SEE BELOW) AND INSTALL RACK APPROX. 5/16 FROM END OF TRAVEL

